

Wide Input Voltage Range 6 Watt Dc-Dc Converter



FEATURES:

- 2:1 Wide Input Voltage.
- 6 Watt 5PIN DIL Package.
- Efficiency To 87%
- PI Input Filter.
- 1500Vdc Isolation
- MTBF:>1,500,000 hrs
- Operating Temperature:-40°C TO +85°C



Specifications typical at TA=25°C, nominal input voltage and rated output current unless otherwise specified

Part Number	Input Voltage	Output Voltage	Output Current	Input Current		Efficiency
				NO LOAD	FULL LOAD	
	Vdc	Vdc	mA	mA	mA	%TYP
76D-12S05R6W	9-18	5	1200	7.5	625	80
76D-12S12R6W	9-18	12	500	7.5	625	80
76D-12S15R6W	9-18	15	400	7.5	625	80
76D-12D05R6W	9-18	±5	±600	12	625	80
76D-12D12R6W	9-18	±12	±250	12	600	83
76D-12D15R6W	9-18	±15	±200	12	600	83
76D-24S05C6W	18-36	5	1200	5	305	82
76D-24S12C6W	18-36	12	500	5	287	87
76D-24S15C6W	18-36	15	400	5	287	87
76D-24S24C6W	18-36	24	250	5	287	87
76D-24D05C6W	18-36	±5	±600	7.5	310	80
76D-24D12C6W	18-36	±12	±250	7.5	295	85
76D-24D15C6W	18-36	±15	±200	7.5	295	85
76D-48S05C6W	36-75	5	1200	2	155	80
76D-48S12C6W	36-75	12	500	2	145	85
76D-48S15C6W	36-75	15	400	2	145	85
76D-48S24C6W	36-75	24	250	2	145	85
76D-48D05C6W	36-75	±5	±600	3	155	80
76D-48D12C6W	36-75	±12	±250	3	145	85

Input Specifications

Parameters	Conditions	Min	Typ	Max	Units
Voltage Types				2:1	
Filter	Capacitor				

Output Specifications

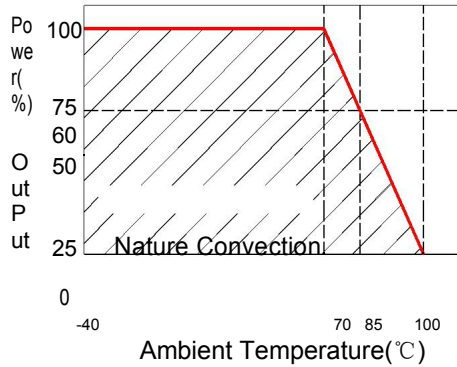
Parameters	Conditions	Min	Typ	Max	Units
Voltage Tolerance				±2	%
Short Circuit Protection	Continuous				
Line Regulation				±0.5	%
Load Regulation	Single (F.L To 10% Load)			±0.8	%
Load Regulation	Dual (F.L To 10% Load)			±1.0	%
Ripple & Noise	BW=DC To 20MHz			100	mVp-p
Transient response setting time	50% load step change		350		us

General Specifications

Parameters	Conditions	Min	Typ	Max	Units
Isolation Resistance	500Vdc	1000			MΩ
Switching Frequency			200		KHz
Operating Temperature		-40		85	°C
Humidity	Non Condensing			95	%
Cooling	Free air Convection				
Case material	Nickel Coated Copper With Non-Conductive Base				
Weight			15.0		g
Dimensions	25.25x25.25x10.1				

Wide Input Voltage Range 6 Watt Dc-Dc Converter

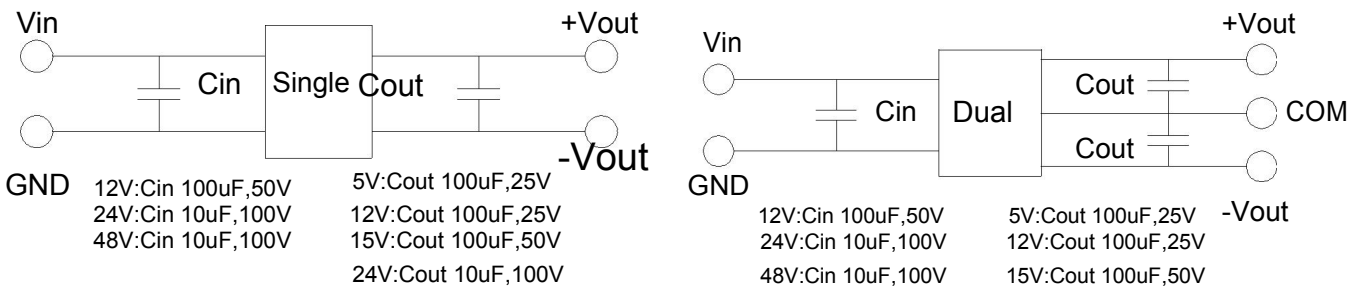
Temperature Derating Graph



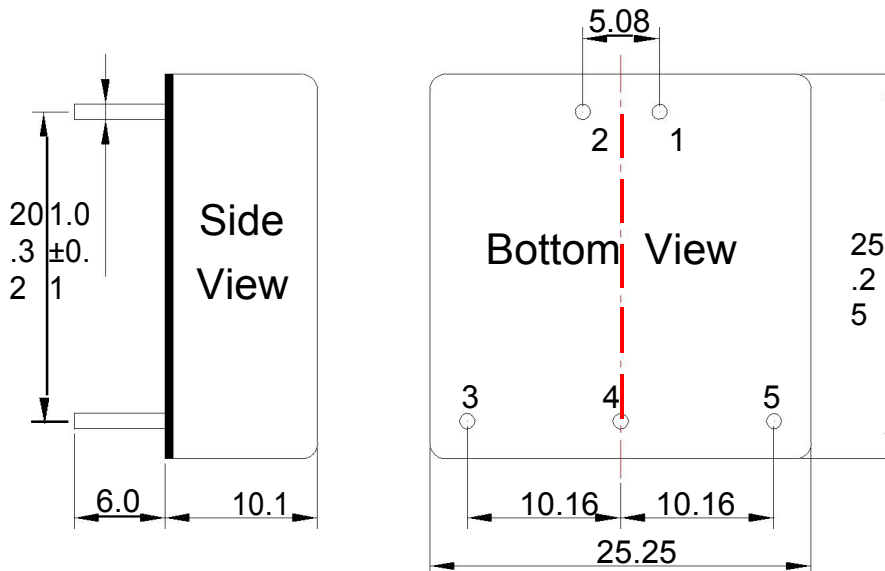
Part Number

76D - 12 S 05 R/C 6W
 A B C D E F
 A:Series
 B:Input Voltage
 C:Single Output
 D:Output Voltage
 E:Regulated(R/C)
 F:Output Power

Recommended Test Circuit



Markings and dimensions



UNIT: mm Unless otherwise specified, all tolerances are ± 0.25

PIN Connection

PIN	1	2	3	4	5
SINGLE	+Vin	-Vin	-Vout	No Pin	+Vout
DUAL	+Vin	-Vin	-Vout	COM	+Vout