

FEATURES :

- 2”X1” DIL Package
- 4:1 Wide Input Range
- 100% Burned In
- High Efficiency Up To 88%
- Customized Solutions Available
- Remote Control ON/OFF
- UL94V-0 Package Material
- Design refer to AAMI/CSA 60601-1,IEC/EN60601-1 3.1 edition
- Medical /Industry/ITE Application

Specifications typical at TA=25°C, nominal input voltage and rated output current unless otherwise specified

Part Number	Input Voltage	Input Current		Output Voltage	Output Current	Efficiency	Capacitor load
	Vdc	No Load (mA TYP)	Full Load (mA TYP)	Vdc	Full Load (mA)	%TYP	uF MAX
99DW-24S05R315WM	9-36	60	727	5	3000	86	3300
99DW-24S12R315WM	9-36	40	727	12	1250	86	330
99DW-24S15R315WM	9-36	20	727	15	1000	86	330
99DW-24D05R315WM	9-36	70	900	±5	±1500	84	±2000
99DW-24D12R315WM	9-36	40	744	±12	±625	87	±330
99DW-24D15R315WM	9-36	40	710	±15	±500	88	±330
99DW-48S05R315WM	18-75	30	363	5	3000	86	5600
99DW-48S12R315WM	18-75	30	363	12	1250	86	680
99DW-48S15R315WM	18-75	30	363	15	1000	86	680
99DW-48D05R315WM	18-75	30	372	±5	±1500	84	±3300
99DW-48D12R315WM	18-75	30	372	±12	±625	84	±220
99DW-48D15R315WM	18-75	30	363	±15	±500	86	±220

Input Specifications

Parameters	Conditions	Min	Typ	Max	Units
Voltage Types				4:1	
Filter	PI Network				
Protection	Fuse Recommended				

Output Specifications

Parameters	Conditions	Min	Typ	Max	Units
Voltage Tolerance	Full load@Vin(nom.)			±2	%
Short Circuit Protection	Hiccup, automatic Recovery				
Line Regulation				±0.5	%
Load Regulation	Single			±0.5	%
	Dual(Balance Load)			±2	
Cross Regulation	Dual(25% To 100% Load)			±5	ms
Ripple & Noise	Output:3-15V TYPES BW=DC To 20MHz			100	mVp-p
Ripple & Noise	Output > 15V TYPES BW=DC To 20MHz			1% of Vout	mVp-p
Transient response setting time	25% load step change		300		us
External Trim Adj. Range				±10	%

YUAN DEAN SCIENTIFIC



DC-DC Converter

99DW-R315WM SERIES

15Watt 3KVac Isolated

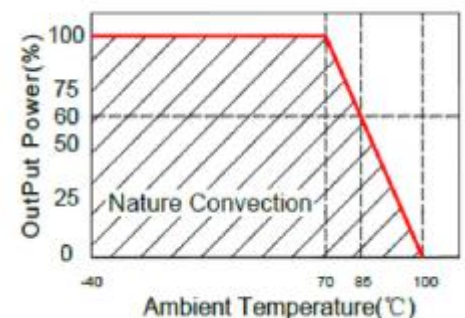
4 : 1 Input Voltage Range

Single & Dual Output

2” x 1” DIL



Temperature Derating Graph



General Specifications

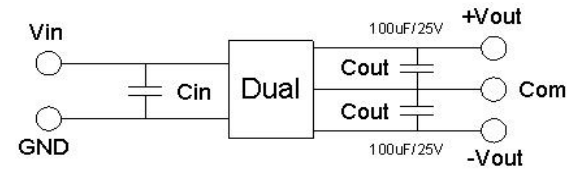
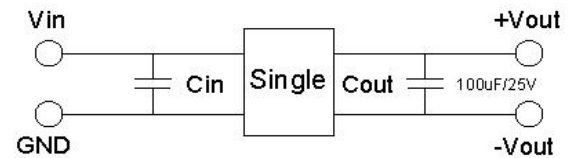
Parameters	Conditions	Min	Typ	Max	Units
Isolation Resistance	500Vdc	1000			MΩ
Switching Frequency			350		KHz
Operating Temperature	Refer to temperature derating graph (with derating)	-40		100	°C
Humidity	Non Condensing	5		95	%
Cooling	Free air Convection				
Case material			Plastic		
Weight			22		g
Dimensions			50.8x25.4x10.2		mm
Potting Material		Epoxy (UL94V-0 rated)			
Remote ON/OFF	ON		Open		
	OFF		Short to -Vin		
Isolation Voltage				3000	Vac
MTBF	MIL-HDBK-217F @25°C , Ground Benign	500000			Hours
Storage Temperature		-55		+125	°C
Case Temperature				+105	°C

Part Number

98DW - 24 S 05 R 3 15W M
 A B C D E F G H

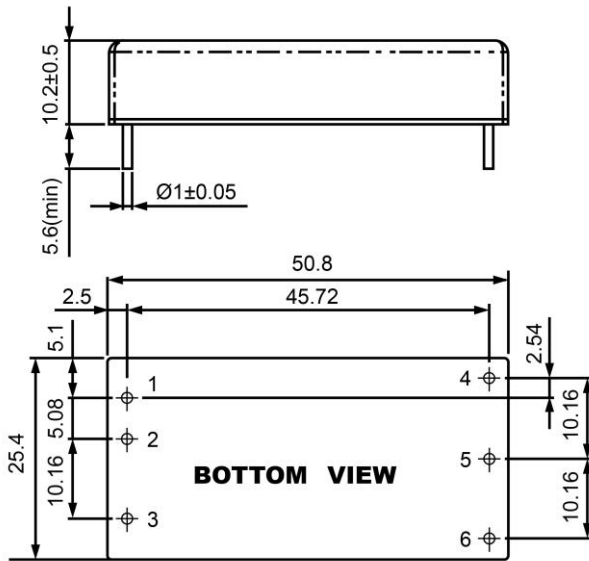
- A: Series
- B: Input Voltage
- C: Single Output(D),Dual(D)
- D: Output Voltage
- E: Regulated (R)
- F: Package
- G: Power Rating
- H: Medical Application

Recommended Test Circuit



24V & 48V :Cin 10uF,100V

Markings and dimensions



UNIT : mm
 Tolerances : XX.X ±0.5, XX.XX±0.25

PIN Assignment

Pin	1	5	3	4	5	6
Single	+Vin	-Vin	Remote ON/OFF	+Vout	No Pin	-Vout
Dual	+Vin	-Vin	Remote ON/OFF	+Vout	Com	-Vout

