

FEATURES :

- 10W DIL PACKAGE
- 2:1 WIDE INPUT RANGE
- 100% BURNED IN
- HIGH EFFICIENCY
- UL94V-0 PACKAGE MATERIAL
- CUSTOM SOLUTIONS AVAILABLE
- RoHS COMPLIANT
- 3 YEARS WARRANTY
- Remote Control:On/Off

YUAN DEAN SCIENTIFIC



DC-DC Converter

68D10 SERIES

10Watt 1.5KV Isolated

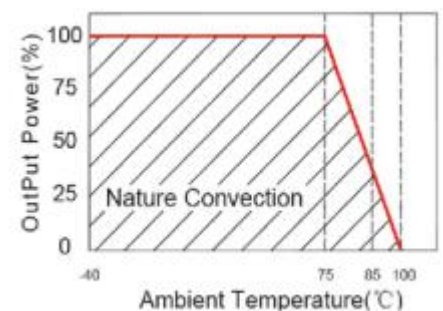
2: 1 Input Voltage Range

Single & Dual Output

1.25" x 0.8"



Temperature Derating Graph



Specifications typical at TA=25°C, nominal input voltage and rated output current unless otherwise specified

Part Number	Input Voltage	Input Current		Output Voltage	Output Current	Efficiency
	Vdc	No Load (mA TYP)	Full Load (mA TYP)	Vdc	Full Load (mA)	%TYP
68D10-12S03RNL	9-18	50	1006	3.3	3000	82
68D10-12S05RNL	9-18	50	1016	5	2000	82
68D10-12S12RNL	9-18	30	1004	12	833	83
68D10-12S15RNL	9-18	30	1009	15	670	83
68D10-12D05RNL	9-18	30	1004	±5	±1000	83
68D10-12D12RNL	9-18	30	1012	±12	±420	83
68D10-12D15RNL	9-18	30	1024	±15	±340	83
68D10-24S03RNL	18-36	40	503	3.3	3000	82
68D10-24S05RNL	18-36	40	508	5	2000	82
68D10-24S12RNL	18-36	30	502	12	833	83
68D10-24S15RNL	18-36	30	504	15	670	83
68D10-24D05RNL	18-36	30	502	±5	±1000	83
68D10-24D12RNL	18-36	30	506	±12	±420	83
68D10-24D15RNL	18-36	30	512	±15	±340	83
68D10-48S03RNL	36-75	30	251	3.3	3000	82
68D10-48S05RNL	36-75	30	254	5	2000	82
68D10-48S12RNL	36-75	20	251	12	833	83
68D10-48S15RNL	36-75	20	252	15	670	83
68D10-48D05RNL	36-75	20	251	±5	±1000	83
68D10-48D12RNL	36-75	20	253	±12	±420	83
68D10-48D15RNL	36-75	20	256	±15	±340	83

Input Specifications

Parameters	Conditions	Min	Typ	Max	Units
Voltage Types				2:1	
Filter			PI Network		

Output Specifications

Parameters	Conditions	Min	Typ	Max	Units
Voltage Tolerance	Full load@Vin(nom.)			±2	%
Short Circuit Protection	Hiccup, automatic Recovery				
Line Regulation				±0.5	%
Load Regulation	Single Dual(Balance Load)			±0.5 ±0.5	%
Cross Regulation	Dual (25% To 100% Load)			±5	%
Ripple & Noise	Output:3-15V TYPES BW=DC To 20MHz			100	mVp-p
Ripple & Noise	Output > 15V TYPES BW=DC To 20MHz			1% of Vout	mVp-p
Transient response setting time	25% load step change		350		us

General Specifications

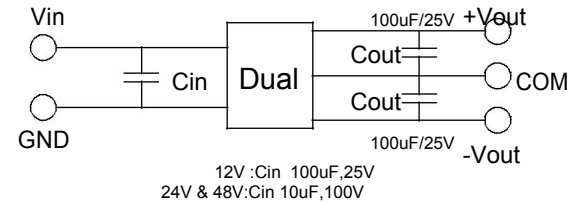
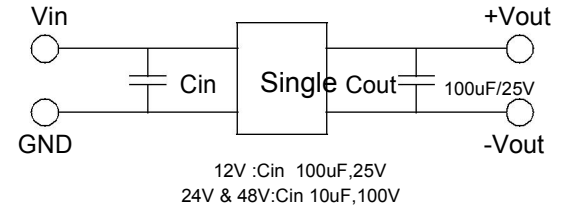
Parameters	Conditions	Min	Typ	Max	Units
Isolation Voltage			1500		Vdc
Isolation Resistance	500Vdc	1000			MΩ
Switching Frequency			400		KHz
Operating Temperature	With derating	-40		100	°C
Storage Temperature		-55		125	°C
Humidity	Non Condensing			95	%
Cooling	Free air Convection				
Case material	Nickel coated copper with no-conductive base				
MTBF	MIL-HDBK-217F@25°C	900000			Hours
Weight			17.5		g
Dimensions			31.6x20.1x10.0		mm

Part Number

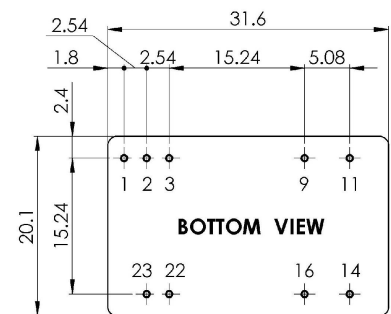
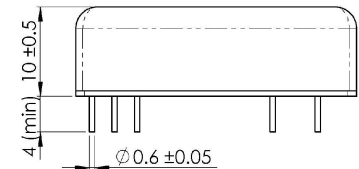
68D10 - 24 S 03 R NL
A B C D E F

- A: Series
- B: Input Voltage
- C: Single Output (S),Dual (D)
- D: Output Voltage
- E: Regulated(R)
- F: RoHs Version

Recommended Test Circuit



Markings and dimensions



Unit : mm
Tolerance : XX.X±0.5 , XX.XX±0.25

PIN Assignment

Pin	1	2,3	9	11	14	16	22,23
Single	Remote ON/OFF	-Vin	NC	NC	+Vout	-Vout	+Vin
Dual	Remote ON/OFF	-Vin	Common	-Vout	+Vout	Common	+Vin